




would like to:

Global Web App



Manage Data | Publish | Groups | Support | Account

groobus

Transfer Files | Activity | Endpoints | Bookmarks | Console

RECENT ACTIVITY

## Transfer Files


Start by selecting an endpoint

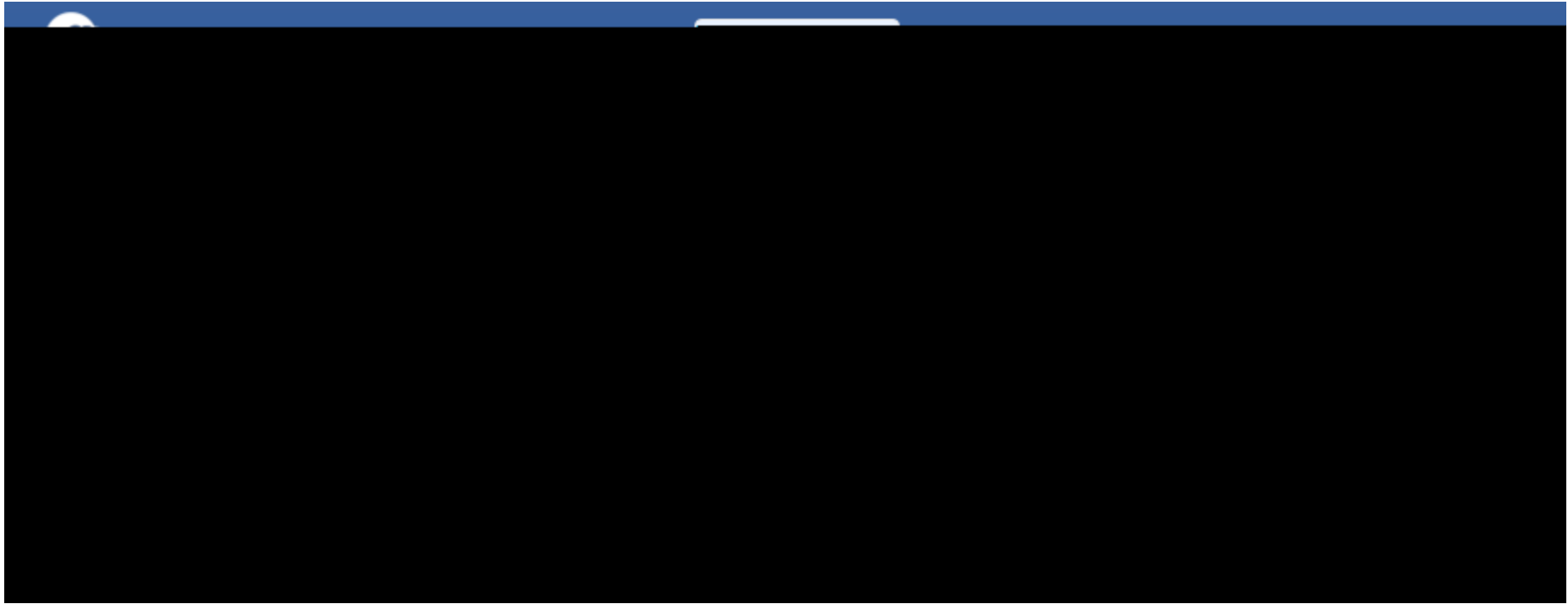
Label This Transfer

- delete files on destination that do not exist on source
- verify file integrity after transfer
- verify file integrity after transfer

energy transfer

The image shows a screenshot of a web application interface for Grobus. At the top, there is a navigation bar with the Grobus logo and several menu items: "Manage Data", "Publish", "Groups", "Support", and "Account". Below the navigation bar, there is a main content area with a header "Transfer" and a sub-header "Endpoint". The main content area contains a large, light gray rectangular area with a dark gray border. Inside this area, there are two smaller rectangular areas, one on the left and one on the right, both with dark gray borders. The left area is labeled "Endpoint" and "Start here..." with a blue arrow pointing to it. The right area is labeled "Endpoint" with a blue arrow pointing to it. Below the main content area, there is a section titled "Label This Transfer" with a "Transfer Settings" button. The bottom of the page is a dark gray footer area.







The screenshot displays a cloud management console interface. At the top, there is a navigation bar with a search icon and a dropdown menu. Below the navigation bar, there are several tabs: "Console", "Transfer Files", "Activity", "Endpoints", and "Bookmarks". The "Activity" tab is currently selected, showing a list of activity logs. The first log entry is titled "1 to Globus Tutorial Endpoint 2" and is associated with the "Globus Tutorial Endpoint". The log entry includes a status indicator (a red square) and a link to view the details. The interface is annotated with red circles and arrows pointing to the "Console" tab, the "Activity" tab, and the first log entry.

The screenshot displays a web application interface for 'glopus'. At the top, there is a navigation menu with items: 'Group', 'Groups', 'Support', 'Announcements', 'glopus', 'Manage Data', and 'Publish'. Below this is a secondary menu with 'Files', 'Activities', 'Endpoints', 'Realtime', 'Connections', 'Transfer', and 'Transfer'. The main content area features a notification: 'transfer completed a minute ago...'. At the bottom, there is a navigation bar with tabs for 'Overview' and 'Event'. The interface is partially obscured by a large black rectangle at the bottom.





/ / / / / \_\_\_\_\_

/ / / / /

/ / / / / / / / / / / /

/ / / / / / / / / / /

/ / /

/ / / / / / / / / /

/ / /

/ / / / / / /

/ / / / / / / / / / / / / / / /

/ / / / / / / / / /

