


Contents lists available at [ScienceDirect](#)


Computers and Chemical Engineering

journal homepage: www.elsevier.com/locate/comchemeng




sition, flow rate,






F . 2. Box-plots of the flare experimental data.



F . 3. Frequency histograms of the CHR (a) and CE (b).

ing values, hydrocarbon molecular weight,



ting, it is true that some data points differ

